


5380 m.

BARWA GRAND PRIX OF QATAR

Warm Up

Classification

25

	Rider	Nation	Team	Motorcycle	Time	Lap	Total	Gap	Top Speed
1	40 Darryn BINDER	RSA	Petronas Sprinta Racing	HONDA	2'07.001	5	9		232.2
2	16 Andrea MIGNO	ITA	Rivacold Snipers Team	HONDA	2'07.059	4	8	0.058 0.058	228.3
3	53 Deniz ÖNCÜ	TUR	Red Bull KTM Tech 3	KTM	2'07.136	5	9	0.135 0.077	231.7
4	5 Jaume MASIA	SPA	Red Bull KTM Ajo	KTM	2'07.175	4	9	0.174 0.039	231.7
5	7 Dennis FOGGIA	ITA	Leopard Racing	HONDA	2'07.253	5	9	0.252 0.078	230.2
6	2 Gabriel RODRIGO	ARG	Indonesian Racing Gresini Moto3	HONDA	2'07.470	7	9	0.469 0.217	232.7
7	17 John MCPHEE	GBR	Petronas Sprinta Racing	HONDA	2'07.486	9	9	0.485 0.016	236.3
8	23 Niccolò ANTONELLI	ITA	Avintia Esponsorama Moto3	KTM	2'07.507	7	9	0.506 0.021	231.7
9	37 Pedro ACOSTA	SPA	Red Bull KTM Ajo	KTM	2'07.532	5	9	0.531 0.025	235.2
10	71 Ayumu SASAKI	JPN	Red Bull KTM Tech 3	KTM	2'07.664	7	9	0.663 0.132	235.2
11	6 Ryusei YAMANAKA	JPN	CarXpert PruestelGP	KTM	2'07.700	5	9	0.699 0.036	228.3
12	55 Romano FENATI	ITA	Sterilgarda Max Racing Team	HUSQVARNA	2'07.703	4	8	0.702 0.003	225.0
13	11 Sergio GARCIA	SPA	GASGAS Gaviota Aspar	GASGAS	2'07.755	9	9	0.754 0.052	230.7
14	12 Filip SALAC	CZE	Rivacold Snipers Team	HONDA	2'07.783	8	9	0.782 0.028	233.2
15	27 Kaito TOBA	JPN	CIP Green Power	KTM	2'07.793	7	9	0.792 0.010	222.2
16	50 Jason DUPASQUIER	SWI	CarXpert PruestelGP	KTM	2'07.803	5	9	0.802 0.010	231.2
17	43 Xavier ARTIGAS	SPA	Leopard Racing	HONDA	2'07.957	7	8	0.956 0.154	226.4
18	54 Riccardo ROSSI	ITA	BOE Owlride	KTM	2'08.003	5	9	1.002 0.046	230.2
19	24 Tatsuki SUZUKI	JPN	SIC58 Squadra Corse	HONDA	2'08.010	9	9	1.009 0.007	231.2
20	82 Stefano NEPA	ITA	BOE Owlride	KTM	2'08.041	7	9	1.040 0.031	227.8
21	28 Izan GUEVARA	SPA	GASGAS Gaviota Aspar	GASGAS	2'08.129	7	8	1.128 0.088	220.4
22	73 Maximilian KOFLER	AUT	CIP Green Power	KTM	2'08.300	8	9	1.299 0.171	226.4
23	20 Lorenzo FELLON	FRA	SIC58 Squadra Corse	HONDA	2'08.360	5	9	1.359 0.060	225.0
24	92 Yuki KUNII	JPN	Honda Team Asia	HONDA	2'08.450	8	9	1.449 0.090	231.7
25	52 Jeremy ALCOBA	SPA	Indonesian Racing Gresini Moto3	HONDA	2'08.872	8	9	1.871 0.422	225.0
26	99 Carlos TATAY	SPA	Avintia Esponsorama Moto3	KTM	2'08.906	8	9	1.905 0.034	231.7
27	31 Adrian FERNANDEZ	SPA	Sterilgarda Max Racing Team	HUSQVARNA	2'08.940	8	9	1.939 0.034	225.9
28	19 Andi Farid IZDIHAR	INA	Honda Team Asia	HONDA	2'08.977	6	9	1.976 0.037	226.8

Practice condition: **Dry**

Air: **25°**

Humidity: **39%**

Ground: **36°**

Fastest Lap:	Lap: 5	Darryn BINDER	2'07.001	152.5 Km/h
Best Race Lap:	2019	Romano FENATI	2'05.403	154.4 Km/h
All Time Lap Record:	2021	Darryn BINDER	2'04.075	156.0 Km/h

The results are provisional until the end of the limit for protest and appeals.

Time limit for protest expires 30' after publication of the results - Time:

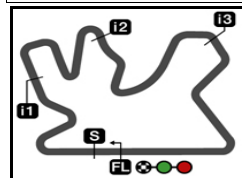
These data/results cannot be reproduced, stored and/or transmitted in whole or in part by any manner of electronic, mechanical, photocopying, recording, broadcasting or otherwise now known or herein after developed without the previous express consent by the copyright owner, except for reproduction in daily press and regular printed publications on sale to the public within 60 days of the event related to those data/results and always provided that copyright symbol appears together as follows below.

© DORNA, 2021

Official MotoGP Timing by TISSOT
www.motogp.com

Doha, Sunday, March 28, 2021





5380 m.

BARWA GRAND PRIX OF QATAR

Warm Up

Top Speed & Average

26



Rider	Nation	Motorcycle	Top 5 speeds					Average	Top
17 John MCPHEE	GBR	HONDA	236.3	233.7	232.7	230.7	228.3	232.3	236.3
37 Pedro ACOSTA	SPA	KTM	235.2	232.7	230.7	228.8	226.4	230.8	235.2
71 Ayumu SASAKI	JPN	KTM	235.2	230.2	229.2	227.3	225.4	229.5	235.2
12 Filip SALAC	CZE	HONDA	233.2	226.4	222.2	220.8	220.4	224.6	233.2
2 Gabriel RODRIGO	ARG	HONDA	232.7	231.2	229.7	228.3	225.0	229.4	232.7
40 Darryn BINDER	RSA	HONDA	232.2	230.2	228.3	227.8	226.8	229.1	232.2
5 Jaume MASIA	SPA	KTM	231.7	230.2	228.8	228.3	225.9	229.0	231.7
23 Niccolò ANTONELLI	ITA	KTM	231.7	230.2	229.7	227.8	225.0	228.9	231.7
53 Deniz ÖNCÜ	TUR	KTM	231.7	231.7	227.8	226.8	226.4	228.9	231.7
92 Yuki KUNII	JPN	HONDA	231.7	230.7	229.7	228.3	227.8	229.6	231.7
99 Carlos TATAY	SPA	KTM	231.7	230.7	229.2	227.3	224.5	228.7	231.7
24 Tatsuki SUZUKI	JPN	HONDA	231.2	230.7	230.7	230.2	229.7	230.5	231.2
50 Jason DUPASQUIER	SWI	KTM	231.2	231.2	229.7	229.7	229.2	230.2	231.2
11 Sergio GARCIA	SPA	GASGAS	230.7	229.7	228.8	228.8	228.3	229.3	230.7
7 Dennis FOGGIA	ITA	HONDA	230.2	229.7	229.2	229.2	229.2	229.5	230.2
54 Riccardo ROSSI	ITA	KTM	230.2	229.2	227.8	227.8	227.3	228.3	230.2
6 Ryusei YAMANAKA	JPN	KTM	228.3	225.9	225.9	224.5	221.7	225.3	228.3
16 Andrea MIGNO	ITA	HONDA	228.3	227.8	227.8	225.9	225.4	227.0	228.3
82 Stefano NEPA	ITA	KTM	227.8	225.4	224.5	224.0	220.8	224.5	227.8
19 Andi Farid IZDIHAR	INA	HONDA	226.8	224.0	223.1	219.5	217.7	222.2	226.8
43 Xavier ARTIGAS	SPA	HONDA	226.4	225.9	225.4	221.7	221.3	224.1	226.4
73 Maximilian KOFLER	AUT	KTM	226.4	222.2	222.2	219.0	218.6	221.2	226.4
31 Adrian FERNANDEZ	SPA	HUSQVARNA	225.9	225.0	222.2	222.2	219.0	222.9	225.9
20 Lorenzo FELLON	FRA	HONDA	225.0	222.6	221.7	220.8	219.9	222.0	225.0
52 Jeremy ALCOBA	SPA	HONDA	225.0	223.6	223.1	220.4	219.5	222.3	225.0
55 Romano FENATI	ITA	HUSQVARNA	225.0	222.6	219.9	214.7	213.8	219.2	225.0
27 Kaito TOBA	JPN	KTM	222.2	221.3	219.0	216.0	216.0	218.9	222.2
28 Izan GUEVARA	SPA	GASGAS	220.4	219.9	218.6	218.6	218.6	219.2	220.4

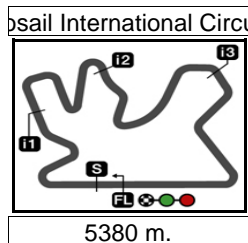
These data/results cannot be reproduced, stored and/or transmitted in whole or in part by any manner of electronic, mechanical, photocopying, recording, broadcasting or otherwise now known or herein after developed without the previous express consent by the copyright owner, except for reproduction in daily press and regular printed publications on sale to the public within 60 days of the event related to those data/results and always provided that copyright symbol appears together as follows below.

© DORNA, 2021

Official MotoGP Timing by TISSOT
www.motogp.com

Doha, Sunday, March 28, 2021





Results and timing service provided by TISSOT

Moto3™

BARWA GRAND PRIX OF QATAR

Warm Up

Chronological Analysis of Performances

27

* Lap / Sector time cancelled **T1** Time from finish line to 1st intermediate **T3** Time from 2nd intermed. to 3rd intermed.
P Crossing the finish line in pit lane **T2** Time from 1st intermed. to 2nd intermed. **T4** Time from 3rd intermediate to finish line

Lap	Lap Time	T1	T2	T3	T4	Speed	Lap	Lap Time	T1	T2	T3	T4	Speed
1st 40 Darryn BINDER Petronas Sprinta Raci RSA							5th 7 Dennis FOGGIA Leopard Racing ITA						
Runs=1			Total laps=9			Full laps=6	Runs=1			Total laps=9			Full laps=7
1	4'40.572	32.162	34.076	32.222	39.262	144.1	1	4'39.955	40.654	35.046	36.882	40.920	120.6
2	2'09.340	28.543	32.397	30.894	37.506	232.2	2	2'10.113	28.691	32.673	31.394	37.355	228.3
3	2'14.251	34.391	32.148	30.820	36.892	222.2	3	2'12.451	28.433	32.645	34.555	36.818	229.2
4	2'07.592	28.111	32.102	30.678	36.701	225.9	4	2'08.721 *	28.223	32.803	30.936	36.759*	230.2
5	2'07.001	27.946	31.891	30.566	36.598	228.3	5	2'07.253	28.157	32.065	30.630	36.401	229.2
6	2'13.296 *	28.296	37.350	30.697	36.953*	230.2	6	2'11.249	28.783	33.869	31.683	36.914	228.8
7	2'08.336	28.216	31.992	31.005	37.123	225.0	7	2'07.951	28.096	32.320	30.629	36.906	229.2
8	2'08.984 *	28.238	32.507	30.935	37.304*	226.8	8	2'10.485	28.167	32.126	30.647	39.545	229.7
9	2'07.966	28.169	31.953	30.696	37.148	227.8	9	2'07.572	28.268	32.135	30.690	36.479	229.2
2nd 16 Andrea MIGNO Rivacold Snipers Tea ITA							6th 2 Gabriel RODRIGO Indonesian Racing Gr ARG						
Runs=2			Total laps=8			Full laps=5	Runs=1			Total laps=9			Full laps=7
1	4'30.861	38.489	33.613	32.675	37.957	97.1	1	4'40.820	41.663	38.384	33.892	40.370	78.6
2	2'08.776 P	29.030	34.357	33.180	32.209	217.7	2	2'10.411 *	28.913	32.719	31.214	37.565*	232.7
3	2'11.952	31.939	32.192	30.811	37.010	143.8	3	2'08.207	28.376	31.958	30.941	36.932	228.3
4	2'07.059	28.276	31.768	30.419	36.596	225.4	4	2'08.506	28.401	32.118	30.927	37.060	225.0
5	2'07.668	28.090	31.920	30.945	36.713	227.8	5	2'08.027	28.357	31.839	30.745	37.086	217.7
6	2'07.518	28.011	32.033	30.770	36.704	225.9	6	2'14.324	34.725	32.045	30.666	36.888	217.7
7	2'11.503	28.108	32.078	30.617	40.700	228.3	7	2'07.470	28.117	32.017	30.649	36.687	229.7
8	2'07.716	28.238	32.225	30.630	36.623	227.8	8	2'08.469	28.060	32.291	30.753	37.365	231.2
3rd 53 Deniz ÖNCÜ Red Bull KTM Tech 3 TUR							7th 17 John MCPHEE Petronas Sprinta Raci GBR						
Runs=1			Total laps=9			Full laps=6	Runs=1			Total laps=9			Full laps=5
1	4'40.160	38.967	35.492	36.952	39.804	96.1	1	4'43.404	33.449	37.525	32.000	40.346	129.3
2	2'10.503	28.873	32.734	31.137	37.759	231.7	2	2'09.093	28.504	32.331	30.837	37.421	228.3
3	2'11.499 *	28.386	32.390	33.856	36.867*	221.3	3	2'09.206	28.965	32.464	30.921	36.856	236.3
4	2'08.600	28.485	32.580	30.768	36.767	231.7	4	2'08.375 *	28.555	32.767	30.519	36.534*	232.7
5	2'07.136	27.963	32.008	30.534	36.631	226.8	5	2'07.172 *	28.228	31.902	30.381	36.661*	223.6
6	2'09.113	28.226	32.394	30.669	37.824	223.1	6	2'14.066	34.395	32.394	30.519	36.758	226.4
7	2'12.194 *	32.282	32.307	30.684	36.921*	213.4	7	2'08.530 *	28.015	32.030	30.556	37.929*	230.7
8	2'07.545	28.076	32.006	30.855	36.608	226.4	8	2'10.041	29.976	32.253	30.661	37.151	225.9
9	2'08.518	28.180	32.255	30.938	37.145	227.8	9	2'07.486	28.014	32.173	30.398	36.901	233.7
4th 5 Jaume MASIA Red Bull KTM Ajo SPA							8th 23 Niccolò ANTONELL Avintia Esponsorama ITA						
Runs=1			Total laps=9			Full laps=8	Runs=1			Total laps=9			Full laps=7
1	4'43.098	36.337	39.024	32.585	40.269	120.0	1	4'40.947	38.034	38.899	33.586	40.225	103.6
2	2'09.195	28.534	32.259	30.931	37.471	225.9	2	2'10.393	29.018	32.855	31.075	37.445	231.7
3	2'13.134	33.743	32.033	30.674	36.684	230.2	3	2'08.160	28.412	32.099	30.841	36.808	227.8
4	2'07.175	28.146	31.681	30.606	36.742	225.4	4	2'09.869	28.494	32.376	31.904	37.095	222.2
5	2'07.441	28.034	32.167	30.450	36.790	231.7	5	2'07.843 *	28.323	32.107	30.605	36.808*	219.9
6	2'08.128	28.212	31.921	30.449	37.546	228.8	6	2'16.360	28.877	32.984	37.528	36.971	222.2
7	2'07.583	28.197	31.791	30.548	37.047	224.0	7	2'07.507	28.193	32.083	30.624	36.607	225.0
8	2'11.688	28.272	31.897	30.971	40.548	220.4	8	2'08.742	27.904	32.595	30.813	37.430	230.2
9	2'07.765	28.274	31.988	30.735	36.768	228.3							

Fastest Lap: Darryn BINDER Petronas Sprinta Raci RSA **2'07.001** 27.946 31.891 30.566 36.598

These data/results cannot be reproduced, stored and/or transmitted in whole or in part by any manner of electronic, mechanical, photocopying, recording, broadcasting or otherwise now known or herein after developed without the previous express consent by the copyright owner, except for reproduction in daily press and regular printed publications on sale to the public within 60 days of the event related to those data/results and always provided that copyright symbol appears together as follows below.
© DORNA, 2021



Warm Up

Moto3

Lap	Lap Time	T1	T2	T3	T4	Speed	Lap	Lap Time	T1	T2	T3	T4	Speed	
9	2'07.971	28.155	32.211	30.596	37.009	229.7	7	2'11.984	28.423	32.735	33.923	36.903	228.3	
9th	37	Pedro ACOSTA Red Bull KTM Ajo SPA						8	2'08.416 *	28.328	32.115	30.919	37.054*	229.7
		Runs=1	Total laps=9		Full laps=6		9	2'07.755	28.312	31.974	30.647	36.822	225.0	
1	4'38.313 *	39.294	38.556	33.276	39.142*	101.2	14th 12 Filip SALAC Rivacold Snipers Tea CZE							
2	2'14.979 *	28.705	32.049	36.658	37.567*	221.3		Runs=1	Total laps=9		Full laps=4			
3	2'08.066	28.238	32.069	30.577	37.182	235.2	1	4'39.889 *	37.913	34.909	34.881	42.454*	106.8	
4	2'11.097	28.632	34.692	30.887	36.886	226.4	2	2'12.329 *	28.999	32.463	30.955	39.912*	220.4	
5	2'07.532	28.007	32.114	30.505	36.906	228.8	3	2'08.466 *	28.341	32.241	30.789	37.095*	233.2	
6	2'08.401 *	28.572	32.051	30.342	37.436*	230.7	4	2'07.583 *	28.325	31.812	30.622	36.824*	217.7	
7	2'07.605	28.092	31.961	30.638	36.914	232.7	5	2'11.679	28.426	35.378	30.814	37.061	226.4	
8	2'07.736	28.206	31.850	30.558	37.122	224.5	6	2'08.259	28.340	32.061	30.469	37.389	220.8	
9	2'09.540	28.552	32.267	30.977	37.744	216.8	7	2'08.223	28.251	32.006	30.692	37.274	222.2	
10th	71	Ayumu SASAKI Red Bull KTM Tech 3 JPN						8	2'07.783	28.282	31.995	30.438	37.068	216.8
		Runs=1	Total laps=9		Full laps=6		9	2'21.043 *	28.768	37.863	36.426	37.986*	214.2	
1	4'42.150	35.082	37.248	32.576	39.913	136.8	15th 27 Kaito TOBA CIP Green Power JPN							
2	2'10.108 *	28.826	32.603	31.161	37.518*	229.2		Runs=2	Total laps=9		Full laps=5			
3	2'09.118	28.392	32.284	30.946	37.496	235.2	1	3'53.822	33.341	33.115	31.442	37.414	131.8	
4	2'08.705 *	28.577	32.202	30.942	36.984*	225.4	2	2'10.871	29.612	32.687	31.087	37.485	215.1	
5	2'07.796	28.278	32.281	30.526	36.711	219.5	3	2'03.923 P	28.832	32.349	30.885	31.857	214.7	
6	2'12.773	29.246	35.852	30.798	36.877	223.1	4	2'12.208	31.900	32.162	31.084	37.062	142.8	
7	2'07.664	28.094	32.087	30.669	36.814	227.3	5	2'08.698	28.567	32.209	30.666	37.256	216.0	
8	2'07.905	27.990	32.055	30.631	37.229	230.2	6	2'08.227	28.559	32.144	30.573	36.951	216.0	
9	2'08.996	28.656	32.186	31.113	37.041	214.7	7	2'07.793	28.297	32.019	30.557	36.920	219.0	
11th	6	Ryusei YAMANAKA CarXpert PruestelGP JPN						8	2'07.791 *	28.264	32.090	30.671	36.766*	221.3
		Runs=1	Total laps=9		Full laps=6		9	2'07.881	28.372	32.077	30.709	36.723	222.2	
1	4'38.655 *	36.672	36.943	32.540	40.561*	135.8	16th 50 Jason DUPASQUIE CarXpert PruestelGP SWI							
2	2'14.426 *	29.027	32.541	32.269	40.589*	219.5		Runs=1	Total laps=9		Full laps=8			
3	2'08.935	28.722	32.346	30.918	36.949	225.9	1	4'38.536	36.685	36.325	32.732	40.968	128.4	
4	2'08.780	28.488	32.621	30.722	36.949	228.3	2	2'14.509	29.059	32.448	35.636	37.366	220.4	
5	2'07.700	28.221	32.005	30.704	36.770	225.9	3	2'08.643	28.433	32.216	30.933	37.061	231.2	
6	2'09.767 *	28.691	32.411	30.936	37.729*	221.7	4	2'08.385	28.693	32.443	30.608	36.641	229.7	
7	2'09.190	28.486	32.665	30.887	37.152	224.5	5	2'07.803	28.455	31.953	30.548	36.847	219.9	
8	2'13.279	28.212	32.015	30.797	42.255	221.3	6	2'14.295	34.077	32.547	30.816	36.855	219.5	
9	2'09.048	28.606	32.145	31.167	37.130	217.7	7	2'08.376	28.246	32.070	31.167	36.893	229.7	
12th	55	Romano FENATI Sterilgarda Max Racin ITA						8	2'08.951	28.359	32.538	30.819	37.235	229.2
		Runs=2	Total laps=8		Full laps=5		9	2'07.888	28.176	32.054	30.674	36.984	231.2	
1	4'21.340	34.543	33.686	31.174	39.666	129.4	17th 43 Xavier ARTIGAS Leopard Racing SPA							
2	2'09.267	28.782	32.282	30.982	37.221	214.7		Runs=2	Total laps=9		Full laps=3			
3	2'10.836	29.388	33.692	30.732	37.024	213.8	1	3'46.774 P	32.302	32.996	31.330	32.078	139.5	
4	2'07.703	28.285	32.046	30.326	37.046	222.6	2	2'17.077	36.677	32.307	31.004	37.089	96.6	
5	2'12.320	29.400	34.904	30.468	37.548	203.7	3	2'08.922	28.435	32.502	30.923	37.062	226.4	
6	2'10.500	28.359	33.839	31.062	37.240	219.9	4	2'09.792 *	29.591	32.271	31.039	36.891*	221.3	
7	2'02.826 P	28.068	32.010	30.508	32.240	225.0	5	2'08.379 *	28.247	32.059	30.806	37.267*	225.4	
8	2'11.722 *	31.546	32.121	30.747	37.308*	141.7	6	2'12.675	29.276	34.720	31.139	37.540	219.0	
13th	11	Sergio GARCIA GASGAS Gaviota As SPA						7	2'07.957	28.223	32.088	30.682	36.964	225.9
		Runs=1	Total laps=9		Full laps=7		8	2'08.572 *	28.381	31.961	30.928	37.302*	221.7	
1	4'42.067	37.252	37.554	33.177	40.540	117.3	PIT 28.485 32.889 31.137 34.267 220.4							
2	2'10.285	29.101	32.604	31.169	37.411	225.4	18th 54 Riccardo ROSSI BOE Owlride ITA							
3	2'11.281	28.546	32.555	31.077	39.103	228.8		Runs=1	Total laps=9		Full laps=4			
4	2'09.117	28.348	32.821	31.169	36.779	227.3	1	4'41.301 *	36.546	38.868	33.188	40.698*	123.7	
5	2'07.868	28.288	32.106	30.739	36.735	228.8	2	2'10.628	29.031	32.866	31.144	37.587	227.8	
6	2'07.904	28.258	32.269	30.632	36.745	230.7	3	2'10.689 *	28.302	32.265	31.291	38.831*	227.8	

Fastest Lap: Darryn BINDER Petronas Sprinta Raci RSA **2'07.001** 27.946 31.891 30.566 36.598

These data/results cannot be reproduced, stored and/or transmitted in whole or in part by any manner of electronic, mechanical, photocopying, recording, broadcasting or otherwise now known or herein after developed without the previous express consent by the copyright owner, except for reproduction in daily press and regular printed publications on sale to the public within 60 days of the event related to those data/results and always provided that copyright symbol appears together as follows below.
© DORNA, 2021

Official MotoGP Timing by TISSOT
www.motogp.com

Doha, Sunday, March 28, 2021

Page 2 of 4



Warm Up

Moto3

Lap	Lap Time	T1	T2	T3	T4	Speed	Lap	Lap Time	T1	T2	T3	T4	Speed
4	2'10.142 *	28.674	32.635	31.037	37.796*	227.3	2	2'10.693	28.766	32.339	32.288	37.300	220.8
5	2'08.003	28.548	32.097	30.774	36.584	227.3	3	2'08.976	28.609	32.315	30.715	37.337	225.0
6	2'09.196	28.378	32.223	31.088	37.507	230.2	4	2'09.192	29.164	32.410	30.795	36.823	217.7
7	2'08.454 *	28.405	32.255	30.761	37.033*	226.4	5	2'08.360	28.629	32.142	30.657	36.932	222.6
8	2'08.243	28.371	32.221	30.713	36.938	229.2	6	2'10.548 *	29.437	32.771	30.694	37.646*	221.7
9	2'18.613 *	29.008	37.537	33.622	38.446*	218.1	7	2'09.386	28.602	32.976	30.787	37.021	219.5
							8	2'08.374	28.503	32.201	30.633	37.037	216.8
							9	2'09.083	28.518	32.267	30.884	37.414	219.9

19th 24 Tatsuki SUZUKI SIC58 Squadra Corse JPN

Runs=1	Total laps=9	Full laps=6				
1	4'40.305	36.597	42.692	33.452	40.777	125.0
2	2'11.225	29.071	32.859	31.337	37.958	230.2
3	2'11.722 *	28.370	32.241	31.032	40.079*	230.7
4	2'09.286	28.604	32.752	31.151	36.779	228.8
5	2'08.163	28.253	32.274	30.970	36.666	231.2
6	2'08.761	28.493	32.285	31.189	36.794	229.7
7	2'08.246	28.212	32.223	31.014	36.797	229.2
8	2'10.033 *	28.341	33.092	31.251	37.349*	230.7
9	2'08.010	28.252	32.181	30.881	36.696	228.3

20th 82 Stefano NEPA BOE Owlride ITA

Runs=1	Total laps=9	Full laps=6				
1	4'38.391	35.830	36.968	32.875	39.871	125.4
2	2'10.829 *	28.903	32.565	31.267	38.094*	219.9
3	2'09.700	28.876	32.393	31.002	37.429	215.1
4	2'09.170	28.801	32.429	30.958	36.982	215.5
5	2'08.373 *	28.499	32.123	30.747	37.004*	224.5
6	2'16.192	35.555	32.667	30.910	37.060	220.8
7	2'08.041	28.324	32.114	30.748	36.855	225.4
8	2'08.691	28.226	32.422	30.842	37.201	227.8
9	2'08.154	28.432	32.066	30.825	36.831	224.0

21st 28 Izan GUEVARA GASGAS Gaviota As SPA

Runs=1	Total laps=8	Full laps=6				
1	5'14.568 *	33.244	33.688	31.753	37.977*	135.8
2	2'10.192 *	28.996	32.829	31.008	37.359*	218.1
3	2'08.981	28.689	32.281	30.873	37.138	219.9
4	2'08.875	28.604	32.182	30.937	37.152	218.6
5	2'08.918	28.385	32.608	30.730	37.195	220.4
6	2'08.411	28.641	32.044	30.646	37.080	217.7
7	2'08.129	28.402	31.982	30.553	37.192	218.6
8	2'08.229	28.460	32.078	30.666	37.025	218.6

22nd 73 Maximilian KOFLER CIP Green Power AUT

Runs=1	Total laps=9	Full laps=4				
1	4'22.000 *	34.177	33.843	31.282	40.023*	126.9
2	2'09.118	28.831	32.328	30.929	37.030	219.0
3	2'10.897	28.757	33.512	30.758	37.870	218.1
4	2'08.898	28.452	32.337	30.916	37.193	226.4
5	2'09.460 *	29.097	32.629	30.740	36.994*	214.2
6	2'13.198 *	28.735	34.018	31.034	39.411*	222.2
7	2'08.532 *	28.392	32.281	30.723	37.136*	218.6
8	2'08.300	28.399	32.246	30.797	36.858	222.2
9	2'10.732 *	28.625	32.667	31.288	38.152*	218.6

23rd 20 Lorenzo FELLON SIC58 Squadra Corse FRA

Runs=1	Total laps=9	Full laps=7				
1	4'39.271	38.732	36.310	34.200	41.380	115.5

24th 92 Yuki KUNII Honda Team Asia JPN

Runs=1	Total laps=9	Full laps=6				
1	4'41.130	40.343	38.767	33.572	41.284	92.6
2	2'10.763 *	29.011	32.871	31.226	37.655*	229.7
3	2'09.557	28.548	32.662	30.916	37.431	227.3
4	2'10.028 *	28.447	33.443	31.210	36.928*	230.7
5	2'08.874	28.208	32.276	31.011	37.379	227.8
6	2'09.154	28.323	32.551	31.137	37.143	227.3
7	2'08.857	28.271	32.488	31.038	37.060	228.3
8	2'08.450	28.211	32.236	30.807	37.196	231.7
9	2'08.665	28.577	32.163	30.954	36.971	226.4

25th 52 Jeremy ALCOBA Indonesian Racing Gr SPA

Runs=1	Total laps=9	Full laps=4				
1	4'22.100 *	33.837	33.383	31.228	39.480*	131.2
2	2'08.993	28.642	32.223	30.967	37.161	225.0
3	2'10.762	28.799	34.268	30.727	36.968	220.4
4	2'09.721 *	28.426	32.145	31.402	37.748*	223.6
5	2'08.757 *	28.497	32.119	30.865	37.276*	219.5
6	2'12.547 *	29.192	33.294	30.932	39.129*	216.4
7	2'08.667 *	28.343	32.123	30.819	37.382*	223.1
8	2'08.872	28.574	32.009	30.899	37.390	217.3
9	2'10.697	28.818	32.546	31.401	37.932	215.5

26th 99 Carlos TATAY Avintia Esponsorama SPA

Runs=1	Total laps=9	Full laps=4				
1	4'40.626	37.673	36.918	33.818	40.625	107.3
2	2'11.573	29.300	33.473	31.212	37.588	231.7
3	2'09.162 *	28.634	32.415	30.842	37.271*	229.2
4	2'09.058	28.763	32.794	30.747	36.754	220.8
5	2'08.068 *	28.292	32.175	30.692	36.909*	224.5
6	2'09.826 *	28.628	32.309	30.781	38.108*	222.6
7	2'09.424	28.390	32.481	31.036	37.517	227.3
8	2'08.906	28.484	32.410	30.877	37.135	230.7
9	2'11.157 *	28.485	32.284	30.927	39.461*	219.0

27th 31 Adrian FERNANDEZ Sterilgarda Max Racin SPA

Runs=1	Total laps=9	Full laps=7				
1	4'22.536 *	33.134	33.566	31.142	39.734*	136.3
2	2'09.881	28.933	32.412	31.030	37.506	225.0
3	2'09.021	28.386	32.740	30.784	37.111	225.9
4	2'09.433	28.723	32.485	30.942	37.283	218.6
5	2'09.463 *	28.811	32.387	31.071	37.194*	216.8
6	2'12.199	28.573	33.584	32.150	37.892	222.2
7	2'08.995	28.481	32.479	30.860	37.175	222.2
8	2'08.940	28.653	32.215	30.924	37.148	213.0
9	2'10.606	28.792	32.671	31.139	38.004	219.0

Fastest Lap: Darryn BINDER Petronas Sprinta Raci RSA **2'07.001** 27.946 31.891 30.566 36.598

These data/results cannot be reproduced, stored and/or transmitted in whole or in part by any manner of electronic, mechanical, photocopying, recording, broadcasting or otherwise now known or herein after developed without the previous express consent by the copyright owner, except for reproduction in daily press and regular printed publications on sale to the public within 60 days of the event related to those data/results and always provided that copyright symbol appears together as follows below.
© DORNA, 2021

Official MotoGP Timing by TISSOT
www.motogp.com

Doha, Sunday, March 28, 2021

Page 3 of 4



Warm Up

Moto3

Lap	Lap Time	T1	T2	T3	T4	Speed	Lap	Lap Time	T1	T2	T3	T4	Speed
28th	19	Andi Farid IZDIHAR			Honda Team Asia		INA						
		Runs=1		Total laps=9		Full laps=7							
1	4'40.012	40.074	34.604	35.807	42.720	122.8							
2	2'11.279	29.269	32.873	31.341	37.796	223.1							
3	2'09.914 *	28.713	32.294	31.223	37.684*	216.8							
4	2'11.437	29.316	33.177	31.154	37.790	214.7							
5	2'09.471	28.773	32.241	31.006	37.451	224.0							
6	2'08.977	28.718	32.231	30.945	37.083	217.3							
7	2'09.464	28.340	32.550	31.232	37.342	219.5							
8	2'10.175	29.355	32.374	31.091	37.355	226.8							
9	2'09.978	28.916	32.309	31.120	37.633	217.7							


Fastest Lap: Darryn BINDER Petronas Sprinta Raci RSA **2'07.001** 27.946 31.891 30.566 36.598

These data/results cannot be reproduced, stored and/or transmitted in whole or in part by any manner of electronic, mechanical, photocopying, recording, broadcasting or otherwise now known or herein after developed without the previous express consent by the copyright owner, except for reproduction in daily press and regular printed publications on sale to the public within 60 days of the event related to those data/results and always provided that copyright symbol appears together as follows below.
© DORNA, 2021

Official MotoGP Timing by TISSOT
www.motogp.com

Doha, Sunday, March 28, 2021





BARWA GRAND PRIX OF QATAR
Official Starting Grid

Race : 18 laps = 96.84 km

28



1	1 2'04.075 40 Darryn BINDER Honda	2 2'04.278 28 Izan GUEVARA GASGAS	3 2'04.358 17 John MCPHEE Honda
2	4 2'04.437 52 Jeremy ALCOBA Honda	5 2'04.498 5 Jaume MASIA KTM	6 2'04.673 27 Kaito TOBA KTM
3	7 2'04.780 2 Gabriel RODRIGO Honda	8 2'04.870 11 Sergio GARCIA GASGAS	9 2'04.889 54 Riccardo ROSSI KTM
4	10 2'04.959 23 Niccolò ANTONELLI KTM	11 2'05.058 37 Pedro ACOSTA KTM	12 2'05.065 50 Jason DUPASQUIER KTM
5	13 2'05.115 7 Dennis FOGGIA Honda	14 2'05.729 99 Carlos TATAY KTM	15 2'05.761 71 Ayumu SASAKI KTM
6	16 2'05.887 73 Maximilian KOFLER KTM	17 2'13.160 16 Andrea MIGNO Honda	18 2'05.594 55 Romano FENATI Husqvarna
7	19 2'05.804 53 Deniz ÖNCÜ KTM	20 2'05.901 92 Yuki KUNII Honda	21 2'06.169 6 Ryusei YAMANAKA KTM
8	22 2'06.356 31 Adrian FERNANDEZ Husqvarna	23 2'06.414 12 Filip SALAC Honda	24 2'06.487 43 Xavier ARTIGAS Honda

The results are provisional until the end of the limit for protest and appeals and until the ratification of the Event Management Committee.

Time limit for protest expires 60' at the latest after publication of the results - Time:


These data/results cannot be reproduced, stored and/or transmitted in whole or in part by any manner of electronic, mechanical, photocopying, recording, broadcasting or otherwise now known or herein after developed without the previous express consent by the copyright owner, except for reproduction in daily press and regular printed publications on sale to the public within 60 days of the event related to those data/results and always provided that copyright symbol appears together as follows below.

© DORNA, 2021

Official MotoGP Timing by **TISSOT**
www.motogp.com

Doha, Sunday, March 28, 2021





BARWA GRAND PRIX OF QATAR Official Starting Grid

Race : 18 laps = 96.84 km

28

9

25
2'06.735
82 Stefano NEPA
KTM

26
2'07.143
19 Andi Farid IZDIHAR
Honda

27
2'07.787
20 Lorenzo FELLON
Honda

10

28
2'05.630
24 Tatsuki SUZUKI
Honda

The results are provisional until the end of the limit for protest and appeals and until the ratification of the Event Management Committee.

Time limit for protest expires 60' at the latest after publication of the results - Time:

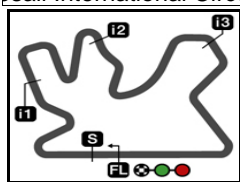
These data/results cannot be reproduced, stored and/or transmitted in whole or in part by any manner of electronic, mechanical, photocopying, recording, broadcasting or otherwise now known or herein after developed without the previous express consent by the copyright owner, except for reproduction in daily press and regular printed publications on sale to the public within 60 days of the event related to those data/results and always provided that copyright symbol appears together as follows below.

© DORNA, 2021

Official MotoGP Timing by TISSOT
www.motogp.com

Doha, Sunday, March 28, 2021





5380 m.

BARWA GRAND PRIX OF QATAR

Warm Up

Best Partial Times

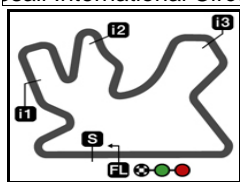
Moto3™

IT Ideal Lap Time, sum of the best partial times

BT Best Lap Time

<i>T1</i>		<i>T2</i>		<i>T3</i>		<i>T4</i>				<i>IT</i>	<i>BT</i>	
Pos	Rider	Time	Rider	Time	Rider	Time	Rider	Time	Pos	Rider		
1	N.ANTONELLI	27.904	J.MASIA	31.681	R.FENATI	30.326	D.FOGGIA	36.401	1	A.MIGNO	2'06.794	2'07.059 (2)
2	D.BINDER	27.946	A.MIGNO	31.768	P.ACOSTA	30.342	R.ROSSI	36.584	2	J.MASIA	2'06.848	2'07.175 (4)
3	D.ÖNCÜ	27.963	F.SALAC	31.812	J.MCPHEE	30.381	A.MIGNO	36.596	3	D.BINDER	2'07.001	2'07.001 (1)
4	A.SASAKI	27.990	G.RODRIGO	31.839	A.MIGNO	30.419	D.BINDER	36.598	4	J.MCPHEE	2'07.055	2'07.486 (7)
5	P.ACOSTA	28.007	P.ACOSTA	31.850	F.SALAC	30.438	N.ANTONELLI	36.607	5	P.ACOSTA	2'07.085	2'07.532 (9)
6	A.MIGNO	28.011	D.BINDER	31.891	J.MASIA	30.449	D.ÖNCÜ	36.608	6	D.ÖNCÜ	2'07.111	2'07.136 (3)
7	J.MCPHEE	28.014	J.MCPHEE	31.902	A.SASAKI	30.526	J.DUPASQUIER	36.641	7	N.ANTONELLI	2'07.190	2'07.507 (8)
8	J.MASIA	28.034	J.DUPASQUIER	31.953	D.ÖNCÜ	30.534	T.SUZUKI	36.666	8	D.FOGGIA	2'07.191	2'07.253 (5)
9	G.RODRIGO	28.060	X.ARTIGAS	31.961	J.DUPASQUIER	30.548	J.MASIA	36.684	9	G.RODRIGO	2'07.235	2'07.470 (6)
10	R.FENATI	28.068	S.GARCIA	31.974	I.GUEVARA	30.553	G.RODRIGO	36.687	10	A.SASAKI	2'07.282	2'07.664 (10)
11	D.FOGGIA	28.096	I.GUEVARA	31.982	K.TOBA	30.557	A.SASAKI	36.711	11	J.DUPASQUIER	2'07.318	2'07.803 (16)
12	J.DUPASQUIER	28.176	R.YAMANAKA	32.005	D.BINDER	30.566	K.TOBA	36.723	12	R.FENATI	2'07.428	2'07.703 (12)
13	Y.KUNII	28.208	D.ÖNCÜ	32.006	N.ANTONELLI	30.596	S.GARCIA	36.735	13	F.SALAC	2'07.562	2'07.783 (14)
14	R.YAMANAKA	28.212	J.ALCOBA	32.009	D.FOGGIA	30.629	C.TATAY	36.754	14	K.TOBA	2'07.563	2'07.793 (15)
15	T.SUZUKI	28.212	R.FENATI	32.010	S.GARCIA	30.632	J.MCPHEE	36.758	15	S.GARCIA	2'07.599	2'07.755 (13)
16	X.ARTIGAS	28.223	K.TOBA	32.019	L.FELLON	30.633	R.YAMANAKA	36.770	16	R.YAMANAKA	2'07.691	2'07.700 (11)
17	S.NEPA	28.226	A.SASAKI	32.055	G.RODRIGO	30.649	L.FELLON	36.823	17	R.ROSSI	2'07.696	2'08.003 (18)
18	F.SALAC	28.251	D.FOGGIA	32.065	X.ARTIGAS	30.682	S.NEPA	36.831	18	X.ARTIGAS	2'07.830	2'07.957 (17)
19	S.GARCIA	28.258	S.NEPA	32.066	C.TATAY	30.692	M.KOFLER	36.858	19	S.NEPA	2'07.870	2'08.041 (20)
20	K.TOBA	28.264	N.ANTONELLI	32.083	R.YAMANAKA	30.704	P.ACOSTA	36.886	20	C.TATAY	2'07.913	2'08.906 (26)
21	C.TATAY	28.292	R.ROSSI	32.097	R.ROSSI	30.713	X.ARTIGAS	36.964	21	T.SUZUKI	2'07.940	2'08.010 (19)
22	R.ROSSI	28.302	L.FELLON	32.142	M.KOFLER	30.723	J.ALCOBA	36.968	22	I.GUEVARA	2'07.945	2'08.129 (21)
23	A.IZDIHAR	28.340	Y.KUNII	32.163	J.ALCOBA	30.727	Y.KUNII	36.971	23	J.ALCOBA	2'08.047	2'08.872 (25)
24	J.ALCOBA	28.343	C.TATAY	32.175	S.NEPA	30.747	R.FENATI	37.024	24	L.FELLON	2'08.101	2'08.360 (23)

These data/results cannot be reproduced, stored and/or transmitted in whole or in part by any manner of electronic, mechanical, photocopying, recording, broadcasting or otherwise now known or herein after developed without the previous express consent by the copyright owner, except for reproduction in daily press and regular printed publications on sale to the public within 60 days of the event related to those data/results and always provided that copyright symbol appears together as follows below.
© DORNA, 2021



5380 m.

BARWA GRAND PRIX OF QATAR

Warm Up

Best Partial Times

Moto3™

IT Ideal Lap Time, sum of the best partial times

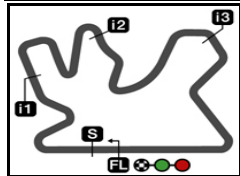
BT Best Lap Time

T1		T2		T3		T4				<i>IT</i>	<i>BT</i>	
<i>Pos</i>	<i>Rider</i>	<i>Time</i>	<i>Rider</i>	<i>Time</i>	<i>Rider</i>	<i>Time</i>	<i>Rider</i>	<i>Time</i>	<i>Pos</i>	<i>Rider</i>		
25	I.GUEVARA	28.385	T.SUZUKI	32.181	A.FERNANDEZ	30.784	I.GUEVARA	37.025	25	Y.KUNII	2'08.149	2'08.450 (24)
26	A.FERNANDEZ	28.386	A.FERNANDEZ	32.215	Y.KUNII	30.807	F.SALAC	37.061	26	M.KOFLER	2'08.219	2'08.300 (22)
27	M.KOFLER	28.392	A.IZDIHAR	32.231	T.SUZUKI	30.881	A.IZDIHAR	37.083	27	A.FERNANDEZ	2'08.496	2'08.940 (27)
28	L.FELLON	28.503	M.KOFLER	32.246	A.IZDIHAR	30.945	A.FERNANDEZ	37.111	28	A.IZDIHAR	2'08.599	2'08.977 (28)

These data/results cannot be reproduced, stored and/or transmitted in whole or in part by any manner of electronic, mechanical, photocopying, recording, broadcasting or otherwise now known or herein after developed without the previous express consent by the copyright owner, except for reproduction in daily press and regular printed publications on sale to the public within 60 days of the event related to those data/results and always provided that copyright symbol appears together as follows below.
© DORNA, 2021

Official MotoGP Timing by **TISSOT**
www.motogp.com






5380 m.

BARWA GRAND PRIX OF QATAR

Warm Up

Fastest Laps Sequence

<i>Practice Time</i>	 <i>Rider</i>	<i>Nation</i>	<i>Motorcycle</i>	<i>Time</i>	<i>Km/h</i>	<i>Rider's Lap</i>
6'04.693	27 Kaito TOBA	JPN	KTM	2'10.871	147.9	2
6'30.607	55 Romano FENATI	ITA	HUSQVARNA	2'09.267	149.8	2
6'31.093	52 Jeremy ALCOBA	SPA	HONDA	2'08.993	150.1	2
8'41.076	43 Xavier ARTIGAS	SPA	HONDA	2'08.922	150.2	3
8'59.438	2 Gabriel RODRIGO	ARG	HONDA	2'08.207	151.0	3
8'59.500	23 Niccolò ANTONELLI	ITA	KTM	2'08.160	151.1	3
9'01.358	37 Pedro ACOSTA	SPA	KTM	2'08.066	151.2	3
10'49.146	55 Romano FENATI	ITA	HUSQVARNA	2'07.703	151.6	4
11'11.755	40 Darryn BINDER	RSA	HONDA	2'07.592	151.7	4
11'12.602	5 Jaume MASIA	SPA	KTM	2'07.175	152.2	4
13'17.898	53 Deniz ÖNCÜ	TUR	KTM	2'07.136	152.3	5
13'18.756	40 Darryn BINDER	RSA	HONDA	2'07.001	152.5	5

These data/results cannot be reproduced, stored and/or transmitted in whole or in part by any manner of electronic, mechanical, photocopying, recording, broadcasting or otherwise now known or herein after developed without the previous express consent by the copyright owner, except for reproduction in daily press and regular printed publications on sale to the public within 60 days of the event related to those data/results and always provided that copyright symbol appears together as follows below.

© DORNA, 2021

Official MotoGP Timing by TISSOT
www.motogp.com

Doha, Sunday, March 28, 2021

